



exclusive machinery products



**YOUR
SOLUTION
PROVIDER**





Company Profile

Geneva Enterprise Pvt. Ltd. (Lemarkz Industries Kitchen Equipments) was established, almost two decades ago, and is presently operating in Navi Mumbai, Maharashtra State of India.

The company firmly believes in "Quality First and Service Foremost" and hence has profound selective management teams of technological experts, professional advisers and sales team.

Geneva Enterprise Pvt. Ltd. (Lemarkz Industries Kitchen Equipments) has wide ranges extending to hundreds of bakery & kitchen equipments products.

We excel in all our products and its deliverables powered by customer services and we sincerely believe, we can meet all your mainstream requirements viz. Rotary Ovens, Deck Ovens, Pizza Ovens, Convection Oven, Rational Oven, Proofers, Dough Mixers, Planetary Mixers, Dough Divider, Dough Sheeter, Popcorn Machines, Candy Floss, Cake Showcase, Fryers, Gas Range and many more.

Fahad Kadivala
Director



Lemarkz Honor




King Participant

LIKE
www.lemarkzindustries.com

LEMARKZ INDUSTRIES KITCHEN EQUIPMENTS
GENEVA ENTERPRISE PVT. LTD.

The Landmark of INDIAN Food Industry



Khadhya[®] Khurak 2017

3rd to 6th January, 2017 • Ahmedabad, Gujarat, INDIA

14th EDITION FOOD OF INDIA
INDIA'S No. 1 Exhibition on Food Processing & Hospitality



HIMASHIA ASSOCIATES, BHAVNAGAR, INDIA



Rotary Oven

ROTARY OVEN SERIES



(With 4 trolley)

- Burner: Olympia (Japan)/Riello (Germany)
- Full stainless steel #201 body
- Reasonable hot air circulation design
- Heating fast, 10 min up to 200°
- A/C contactor: Schneider(Germany)
- Electric relay: Omron(Japan)
- Temp.controller: Caho(Taiwan)
- Control rimer: Caho(Taiwan)
- Overload protector: Japan



Model	Particular	Voltage (V)	Power (kw)	Dimensions WxDxH (mm)	Weight (kgs)	Trolly (No.)
LX-64D-01	64-Tray Electric Rotary Oven	380V 3~ 50Hz	76kW/h	2800x2600x2500mm	2350	04
LX-64Y-01	64-Tray Diesel Rotary Oven	380V 3~ 50Hz	7kW/h	2800x2600x2500mm	2350	04
LX-64Q-01	64-Tray Gas Rotary Oven	380V 3~ 50Hz	7kW/h	2800x2600x2500mm	2350	04



Electronic Components from Germany



Olympia Burner from Japan



Timer & Controller from Taiwan

Rotary Oven

ROTARY RECK OVEN

Can choose Electric Power, Gas or Diesel
Type of Trolley Size: 12/16/32 & 64 Trays

Baking a wide range:
Bread, Toast, Cookies, Cakes, etc.





- Efficient low-energy, super insulation.
- Overheating protection, safe and reliable.
- One operator can save manpower.
- Full stainless steel body.
- Computer control panel, simple to operate.
- Steam humidification function.
- Special designed system to ensure uniform hot-air and temperature inside the oven.



Model	Particular	Voltage (V)	Power (kw)	Dimensions WxDxH (mm)	Weight (kgs)	Trolley (No.)
LZ-12D-01	12-Tray Electric Rotary Oven	380V 3~ 50Hz	28kW/h	1780x1460x1700mm	1200	01
LZ-12Y-01	12-Tray Diesel Rotary Oven	380V 3~ 50Hz	3.5kW/h	1780x1460x1700mm	1200	01
LZ-12Q-01	12-Tray Gas Rotary Oven	380V 3~ 50Hz	3.5kW/h	1780x1460x1700mm	1200	01
LZ-16D-01	16-Tray Electric Rotary Oven	380V 3~ 50Hz	35kW/h	1900x1400x2500mm	1600	02
LZ-16Y-01	16-Tray Diesel Rotary Oven	380V 3~ 50Hz	5kW/h	1900x1400x2500mm	1600	02
LZ-16Q-01	16-Tray Gas Rotary Oven	380V 3~ 50Hz	5kW/h	1900x1400x2500mm	1600	02
LZ-32D-01	32-Tray Electric Rotary Oven	380V 3~ 50Hz	51kW/h	2550x1600x2500mm	1800	02
LZ-32Y-01	32-Tray Diesel Rotary Oven	380V 3~ 50Hz	5kW/h	2550x1600x2500mm	1800	02
LZ-32Q-01	32-Tray Gas Rotary Oven	380V 3~ 50Hz	5kW/h	2550x1600x2500mm	1600	02

Electric Deck Oven

ELECTRIC DECK OVEN SERIES

Picture	Model	Description	Voltage	Power	Dimension (L*W*H) (Inner Size) (Net Weight)
	LYF-1ED	1 Deck 1 Tray Electric Oven	220V 50Hz	3.2kW/h	980x675x405mm (645x510x155mm) (70KGS)
	LYF-1EB	1 Deck 1 Tray Electric Oven	220V 50Hz	3.2kW/h	930x630x400mm (645x510x155mm) (60KGS)
	LYF-1KA-T	1 Deck 2 Tray Electric Oven	220V/380V 50Hz	6.3kW/h	1340x950x690mm (870x655x200mm) (78KGS)
	LYF-1KAL-T	1 Deck 3 Tray Electric Oven	380V 3~ 50Hz	8.2kW/h	1680x850x580mm (1295x655x200mm) (100KGS)





Electric Deck Oven

ELECTRIC DECK OVEN SERIES

Picture	Model	Description	Voltage	Power	Dimension (L*W*H) (Inner Size) (Net weight)
	XYF-2KA-T	2 Deck 4 Tray Electric Oven	380V 3~ 50Hz	12.6kW/h	1340x950x1390mm (870x655x200mm) (150KGS)
	XYF-2KAL-T	2 Deck 6 Tray Electric Oven	380V 3~ 50Hz	16.4kW/h	1680x850x1240mm (1295x655x200mm) (180KGS)
	XYF-3KA-T	3 Deck 6 Tray Electric Oven	380V 3~ 50Hz	25.2kW/h	1340x950x1690mm (870x655x200mm) (220KGS)
	XYF-3KAL-T3	Deck 9 Tray Electric Oven	380V 3~ 50Hz	24.6kW/h	1680x850x1670mm (1295x655x200mm) (260KGS)

Gas Deck Oven

GAS DECK OVEN SERIES

Picture	Model	Description	Voltage	Power	Dimension (L*W*H) (Inner Size) (Net weight)
	LLY-101E	1 Deck 1 Tray Gas Oven	220V 50Hz	75W/h	1045x680*650mm (635x430x185mm) (80KGS)
	LLY-102E	1 Deck 2 Tray Gas Oven	220V 50Hz	75W/h	1330x860x665mm (870x670x185mm) (135KGS)
	LLY-103E	1 Deck 3 Tray Gas Oven	220V 50Hz	75W/h	1815x925x660mm (1330x700x185mm) (170KGS)
	LLY-104E	1 Deck 4 Tray Gas Oven	220V 50Hz	75W/h	1860x1310x740mm (1290x1000x180mm) (230KGS)
	HLY-106E	1 Deck 6 Tray Gas Oven	220V 50Hz	85W/h	1780x1460x660mm (1300x1300x230mm) (200KGS)

Gas Deck Oven



GAS DECK OVEN SERIES

Picture	Model	Description	Voltage	Power	Dimension (L*W*H) (Inner Size) (Net weight)
---------	-------	-------------	---------	-------	---



LLY-204E	2 Deck 4 Tray Gas Oven	220V 50Hz	150W/h	1330x860x1375mm (870x650x185mm) (235KGS)
----------	------------------------	-----------	--------	--



LLY-206E	2 Deck 6 Tray Gas Oven	220V 50Hz	225W/h	1815x925x1400mm (1330x700x185mm) (280KGS)
----------	------------------------	-----------	--------	---



LLY-306E	3 Deck 6 Tray Gas Oven	220V 50Hz	225W/h	1330x850x1680mm (870x670x185mm) (390KGS)
----------	------------------------	-----------	--------	--



LLY-309E	3 Deck 9 Tray Gas Oven	220V 50Hz	225W/h	1815x925x1705mm (1330x700x185mm) (500KGS)
----------	------------------------	-----------	--------	---

Gas Deck Oven

GAS DECK OVEN SERIES



- Full S.S Gas Burner
- Micro-computer control, more easy & more precise.
- Heating fast 10 minutes up to 200 degree.
- Inside chamber using aluminum coating plate, higher thermal radiation.
- Full Aluminum & full copper gas pipe, prevent gas leakage.
- Chamber bottom plate more then 2mm, more durable.
- With overheat protection ensure oven safety.
- Excellent insulation performance, more energy saving.
- Chain type spring door, labor-saving and durable.
- Full Stainless steel handle generous and durable.

3 Deck 12 Tray Gas Oven

Model: LLY-312D
Dimension: 1850x1200x1580mm
Chamber Size : 1300x1000x215mm
Tray Size : 400x600mm
Volts: 220V/50Hz
Power: 300W/h
Weight : 750kgs

1 Deck 4 Tray Gas Oven

Model: LLY-104D
Dimension: 1780x1200x585mm
Chamber Size : 1300x1000x220mm
Tray Size : 400x600mm
Volts: 220V/50Hz
Power: 225W/h
Weight : 210kgs



Baking Oven


















A Series

* Stone can be added separately for Pizza baking

ELECTRIC BAKING OVEN

GAS BAKING OVEN

Model	Description	Capacity	Dimensions (mm)	Voltage	Power
 LEO-11	Electric Oven	1-deck 1-tray	880x580x350	220V-50Hz	3.2KW
 LGO-11	Gas Oven	1-deck 1-tray	810x890x650	220V-50Hz	0.05KW
 LEO-12/12A	Electric Oven	1-deck 2-tray	1220x815x580	220V-50Hz	6.6KW
 LGO-12/12A	Gas Oven	1-deck 2-tray	1330x890x650	220V-50Hz	0.05KW
 LEO-13/13A	Electric Oven	1-deck 3-tray	1650x815x580	220V-380V	8.0KW
 LGO-13/13A	Gas Oven	1-deck 3-tray	1760x890x650	220V-50Hz	0.05KW
 LGO-14/14A	Gas Oven	1-deck 4-tray	1820x1310x750	220V-50Hz	0.1KW
 LEO-24/24A	Electric Oven	2-deck 4-tray	1220x815x1260	220V-380V	13.2KW
 LGO-24/24A	Gas Oven	2-deck 4-tray	1330x890x1430	220V-50Hz	0.1KW
 LEO-26/26A	Electric Oven	2-deck 6-tray	1650x815x1260	3N-380V-50Hz	16.0KW
 LGO-26/26A	Gas Oven	2-deck 6-tray	1760x890x1430	220V-50Hz	0.1KW
 LEO-36/36A	Electric Oven	3-deck 6-tray	1220x815x1530	3N-380V-50Hz	19.5KW
 LGO-36/36A	Gas Oven	3-deck 6-tray	1330x890x1660	220V-50Hz	0.15KW
 LEO-39/39A	Electric Oven	3-deck 9-tray	1650x815x1530	3N-380V-50Hz	25.0KW
 LGO-39/39A	Gas Oven	3-deck 9-tray	1760x890x1660	220V-50Hz	0.15KW

Pizza Oven



⚡ Electric CONVEYOR PIZZA OVEN

🔥 Gas CONVEYOR PIZZA OVEN

Model	Description	Dimensions (mm)	Work Station Dimension (mm)	Voltage	Power
⚡ LEP-12	Electric Pizza Oven	1100x570x360	350x1000	220-240V/50-60Hz	6.7KW
🔥 LGP-12	Gas Pizza Oven	1100x570x430	350x1000		0.1KW
⚡ LEP-18	Electric Pizza Oven	1560x750x360	500x1450	380V	10.3KW
🔥 LGP-18	Gas Pizza Oven	1560x750x430	500x1450		0.1KW
⚡ LEP-32	Electric Pizza Oven	2500x1060x450	850x1800	380V	25.5KW
🔥 LGP-32	Gas Pizza Oven	2200x1060x430	850x1800		0.2KW

ELECTRIC PIZZA OVEN



⚡ Model: LEP-1ST
 Temperature: 0-350°C
 Pizza Stone Size: 400X400mmx1pc
 Machine Size: 560X570X280mm
 Volts: 220-240V/50-60Hz
 Power: 2KW



⚡ Model: LEP-2ST
 Temperature: 0-350°C
 Pizza Stone Size: 400x400mmx2pcs
 Machine Size: 560x570x440mm
 Volts: 220-240V/50-60Hz
 Power: 3KW



⚡ Model: LYF-101ED
 Temperature: 0-350°C
 Pizza Stone Size: 645x510mmx1pc
 Machine Size: 980x675x405mm
 Volts: 220-240V/50-60Hz
 Power: 3.2KW

Convection Oven

CONVECTION OVEN SERIES

Picture	Model	Description	Voltage (V)	Power (kw)	Dimension WxDxH (mm)
	LEB-4F	Electric Convection Oven	220V/50Hz	2.6kW/h	595x600x580mm
	LZ-5D	Electric Convection Oven (5-Tray)	380V 3~ 50Hz	9kW/h	1370x910x890mm
	LZ-5Q	Gas Convection Oven (5-Tray)	380V 3~ 50Hz	0.5kW/h	1420x930x1100mm
	LZ-10D	Electric Convection Oven (10-Tray)	380V 3~ 50Hz	18kW/h	1320x930x1550mm
	LZ-10Q	Gas Convection Oven (10-Tray)	380V 3~ 50Hz	0.9kW/h	1420x930x1840mm
	LX-12DT	Electric Convection Oven (12-Tray with trolley 46x72/40x60cm)	380V 3~ 50Hz	24kW/h	1100x1600x1880mm
	LX-12DQ	Gas Convection Oven (12-Tray with trolley 46x72/40x60cm)	380V 3~ 50Hz	1.8kW/h	1100x1600x1880mm

LX-12DT / LX-12DQ




Can choose Electric Power, Gas or Diesel
Type of Trolley Size: 12/16/32 & 64 Trays

Baking a wide range:
Bread, Cakes, Biscuits, Meat, etc.

- Heating fast, 8-10 min up to 200°.
- Timer, temp. controller "CAHO" from Taiwan.
- A/C contactor Schneider(Germany)
- With steaming function
- The direction of the fans reversing automatically.
- Excellent thermal insulation performance
- Inside & outside full stainless steel, excellent corrosion resistance
- Two timers, one for baking, one for the frequency of timer.

Proofers

PROOFERS

Picture	Model	Description	Voltage	Power	Dimension (L*W*H) (Net weight)
	XF-16B	16 Tray Luxury Proofer	220V 50Hz	2.35kW/h	500x770x1980mm (53KGS)
	XF-32B	32 Tray Luxury Proofer	220V 50Hz	3.2kW/h	1000x820x1960mm (102KGS)
	XF-16A	16 Tray Luxury Proofer	220V 50Hz	2.6kW/h	500x700x1970mm (50KGS)
	XF-32A	32 Tray Luxury Proofer	220V 50Hz	2.8kW/h	7000x1000x1970mm (100KGS)
	XF-16	16 Tray Common Proofer	220V 50Hz	2.35kW/h	500x770x1980mm (55KGS)
	XF-32	16 Tray Common Proofer	220V 50Hz	2.35kW/h	1020x770x1980mm (110KGS)

Proofers



FREEZING PROOFERS

Picture	Model	Description	Voltage	Power	Dimension (L*W*H) (Net weight)
	XF-18AF	18 Trays Refrigerating Proofer	220V 50Hz	2.35kW/h	500x770x1980mm (55KGS) (+2℃ ~+25℃)
	XF-18BF	18 Trays Freezing Proofer	220V 50Hz	2.35kW/h	500x770x1980mm (55KGS) (-14℃ ~-18℃)
	XF-36AF	36 Trays Refrigerating Proofer	220V 50Hz	2.35kW/h	1020x770x1980mm (110KGS) (+2℃ ~+25℃)
	XF-36BF	36 Trays Freezing Proofer	220V 50Hz	2.35kW/h	1020x770x1980mm (110KGS) (-14℃ ~-18℃)

Luxury Proofer

- Simple design and operation.
- Microcomputer control, digital display, timing of heating and humidifying function.
- The internal micro fan of hot air and wet air circulation, fermentation is more uniform
- Automatic water injection function, save manpower.
- The inside and outside full stainless steel.
- Large glass windows, easy for inspection.
- Foaming body, more strong and better looking.
- Circling fan inside make sure uniform fermentation.

Luxury Planetary Mixer

- Motor imported from Taiwan .
- Drive belt imported from USA(Gates).
- Oil bath transmission case design, lower noise.
- Overload protection design, more durable.
- Bowl material full stainless steel.
- Cast-iron body, more stable when working .
- Three mixing speeds (Fast, Middle, Low)
- Safety guard and automatic sensor are available



B-80/100E

Model	Bowl Capacity	Mixing Speed	Voltage	Power	Dimension	Net Weight
B-10E	10L	355/178/110rpm	220/380V 50Hz	1.1kW/h	460x380x700mm	58KG
B-20E	20L	420/200/110rpm	220/380V 50Hz	2kW/h	540x450x860mm	82KG
B-30E	30L	388/160/80rpm	220/380V 50Hz	2.8kW/h	545x460x882mm	148KG
B-40E	40L	310/160/80rpm	380V 3~ 50Hz	2.8kW/h	620x630x1011mm	153KG
B-60E	60L	288/155/74rpm	380V 3~ 50Hz	3kW/h	724x652x1300mm	230KG
B-80E	80L	220/111/74rpm	380V 3~ 50Hz	3/4kW/h	1205x652x1300mm	480KG
B-100E	100L	220/111/174rpm	380V 3~ 50Hz	3/4kW/h	1205x652x1300mm	580KG

Common Planetary Mixer



Model	Bowl Capacity	Mixing Speed	Voltage	Power	Dimension	Net Weight
B-10F	10L	355/178/110rpm	220/380V 50Hz	0.72kW/h	450x366x606mm	56KG
B-20F	20L	420/200/110rpm	220/380V 50Hz	0.75kW/h	510x440x820mm	80KG
B-30F	30L	420/200/110rpm	220/380V 50Hz	1.1kW/h	545x440x895mm	90KG
B-40F	40L	310/160/80rpm	380V 3~ 50Hz	1.5kW/h	620x630x1011mm	150KG
B-60F	60L	288/155/74rpm	380V 3~ 50Hz	2kW/h	724x652x1300mm	230KG



Mini Planetary Mixer



Silvery



Red



Blue



Yellow



Black

Model

Bowl Capacity

Voltage

Power

Dimension

Net Weight

B-5

5L

220V 50Hz

0.3kW/h

370x230x410mm

22KG

B-7

7L

220V 50Hz

0.35kW/h

410x250x425mm

25KG

Spiral Mixer

SPIRAL MIXER

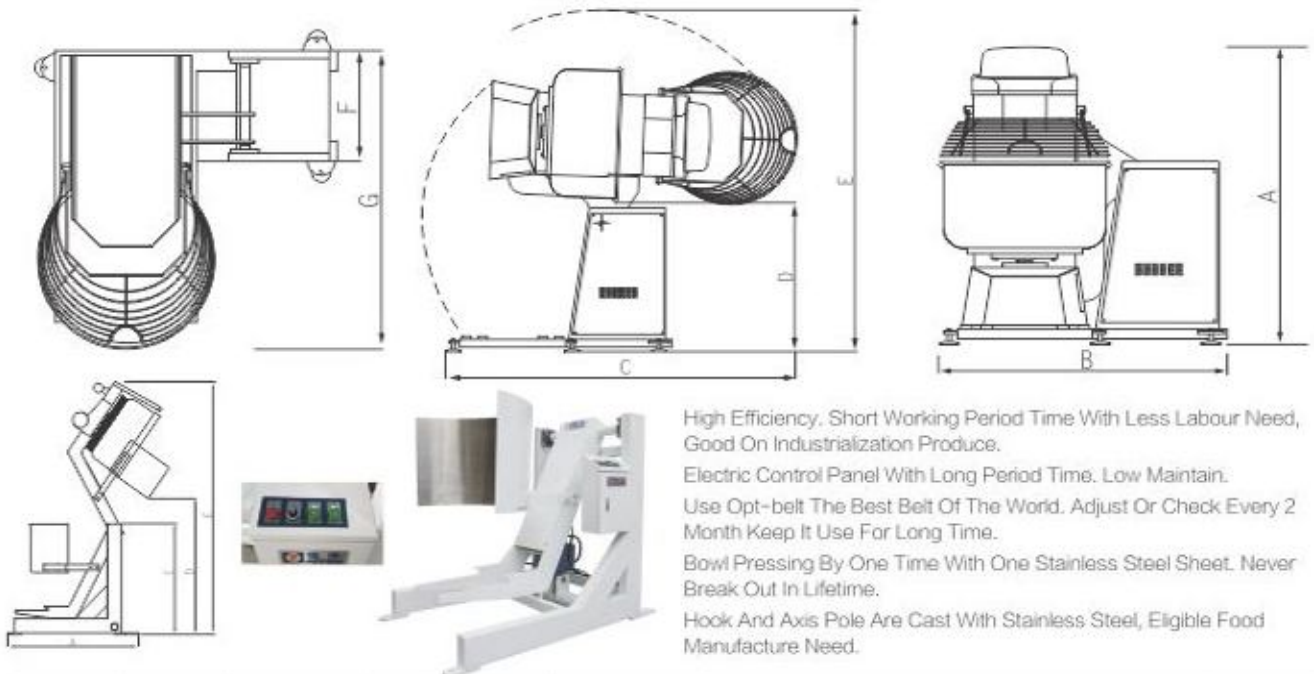


Mixing bowl make with 304 S.S.

Model	Power (kw)	Voltage (V)	Dough (kg)	Flour (kg)	mixing speed (RPM)	Weight (kg)	Dimensions WxDxH (mm)	Notes
LT/LZ - 10	1.5	220, 380	17	10	130/260	220	830x450x1100	one direction, two speed
LT/LZ - 15	2.4	220, 380	25	15	130/260	240	910x480x1220	one direction, two speed
LT/LZ - 25	2.4	220, 380	40	25	130/260	250	990x560x1250	one direction, two speed
LT/LZ - 25A	3.5	380	40	25	130/260	300	990x560x1250	both direction, two speed
LT/LZ - 50A	5.6	380	80	50	130/260	400	1100x670x1440	both direction, two speed
LT/LZ - 75A	10.5	380	120	75	130/260	750	1400x750x1600	both direction, two speed
LT/LZ - 100A	13	380	160	100	130/260	900	1450x840x1600	both direction, two speed
LT/LZ - 125A	13	380	200	125	130/260	990	1510x960x1600	both direction, two speed
LT/LZ - 150A	15	380	250	150	130/260	1200	1510x960x1600	both direction, two speed



Self-Tipping Spiral Mixer



High Efficiency. Short Working Period Time With Less Labour Need, Good On Industrialization Produce.

Electric Control Panel With Long Period Time. Low Maintain.

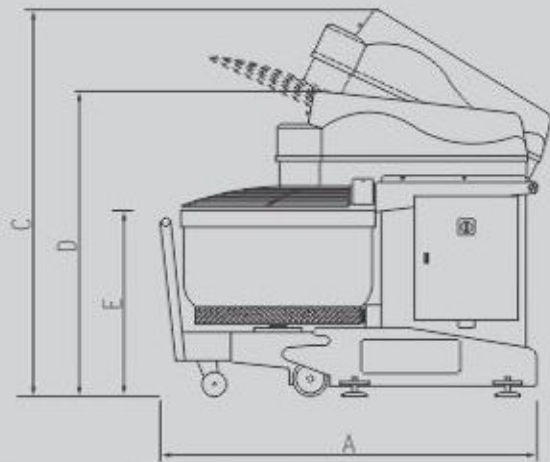
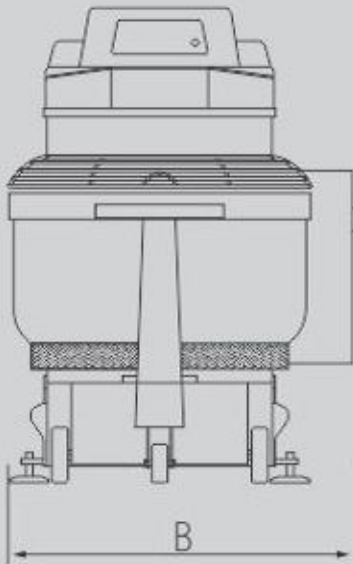
Use Opt-belt The Best Belt Of The World. Adjust Or Check Every 2 Month Keep It Use For Long Time.

Bowl Pressing By One Time With One Stainless Steel Sheet. Never Break Out In Lifetime.

Hook And Axis Pole Are Cast With Stainless Steel, Eligible Food Manufacture Need.

Model	Power (kw)	Voltage (V)	Dough (kg)	Flour (kg)	Mixing Speed (RPM)	Dimensions(mm)							Weight (kg)
						A	B	C	D	E	F	G	
FGH-50	5.6	380V/50Hz	80	50	130/260	1550	1370	2000	1100	1800	550	1250	900
FGH-75	9	380V/50Hz	120	75	130/260	1650	1450	2200	1050	2150	550	1500	1150
FGH-100	10.5	380V/50Hz	160	100	130/260	1650	1500	2300	1000	2200	550	1600	1250
FGH-125	13.5	380V/50Hz	200	125	130/260	1650	1600	2400	970	2300	550	1700	1400

Bowl Removable Spiral Mixer



Mixing short period of time. Suit for production line.
 Digital control panel, can managed all processing once before it start.
 Mixers head have protection while up and down. No accident allow.
 Bowl pushing out when the head lifting up the height.
 Professional hydraulic system. Bowl trolley do not loss out while mixing time.
 Stainless steel protection cover, suit for food manufacture safety.

Model	Power (kw)	Voltage (V)	Dough (kg)	Flour (kg)	Mixing Speed (RPM)	Dimensions(mm)				Weight (kg)
						A	B	C	D	
ISE-75	9	380V/50Hz	120	75	130/260	1820	1080	1880	1500	1000
ISE-100	10.5	380V/50Hz	160	100	130/260	1820	1080	1880	1500	1150
ISE-125	13.5	380V/50Hz	200	125	130/260	1820	1200	1880	1500	1300

Luxury Spiral Mixer



- Double motor.
- Double mixing speed.
- Double bowl direction.
- Drive belt imported from USA (Gates).
- Bearing imported from Japan (NSK).
- A/C contactor from Germany (Schneider).
- Relay from Germany (Schneider).
- Micro-computer control

Model	Flour Capacity	Dough	Bowl Capacity	Mixing Speed	Voltage	Power	Dimension	Net Weight
DM-40A-N	12.5KG	20KG	40L	256/128rpm	380V 3~50Hz	3.3kW/h	990x550x1070mm	296KG
DM-80A-N	25KG	40KG	80L	245/122rpm	380V 3~50Hz	5.2kW/h	1065x630x1130mm	332KG
DM-130A-N	50KG	80KG	130L	245/122rpm	380V 3~50Hz	7.5kW/h	1175x730x1230mm	420KG
DM-200A-N	75KG	120KG	200L	256/128rpm	380V 3~50Hz	10.5kW/h	1460x905x1400mm	710KG
DM-260A-N	100KG	160KG	260L	245/122rpm	380V 3~50Hz	13kW/h	1460x905x1500mm	730KG

Spiral Mixer

SPIRAL MIXER COMMON SERIES (Manual Control Board)



Mixing bowl make with 304 S.S.
Single motor two speed

Model	Flour Capacity	Dough	Bowl Capacity	Mixing Speed	Voltage	Power	Dimension	Net Weight
DM-20H	6KG	10KG	20L	250/125rpm	380V 3~ 50Hz 220V 1~ 50Hz	1.1kW/h	675x400x825mm	92KG
DM-30H	10KG	17KG	30L	250/125rpm	380V 3~ 50Hz 220V 1~ 50Hz	2.0kW/h	730x445x860mm	103KG
DM-40H	12KG	20KG	40L	250/125rpm	380V 3~ 50Hz 220V 1~ 50Hz	2.8kW/h	754x490x1055mm	133KG
DM-50H	18KG	30KG	50L	226/158rpm	380V 3~ 50Hz	2.8kW/h	794x520x1055mm	194KG
DM-60H	20KG	35KG	60L	285/138rpm	380V 3~ 50Hz	2.8kW/h	876x526x1120mm	210KG
DM-80H	25KG	40KG	80L	285/138rpm	380V 3~ 50Hz	2.8kW/h	920x580x1120mm	220KG

Dough Sheeter



M.S. SPRAYING / STAINLESS STEEL BODY

Model No.	Belt Size	Roller Adj. Gap	Dimension	Max. Capacity	Voltage	Power	Net Weight
JDR-520	520x2200mm	1~40mm	960x2700x1100mm	5.5Kg	220V/380V 50Hz	0.55kW/h	260Kg
JDR-650	650x2400mm	1~40mm	1100x3100x1100mm	6.5Kg	220V/380V 50Hz	1.10kW/h	290Kg

* With roller & pedal




Dough Sheeter



STAINLESS STEEL BODY

Model No.	Belt Size	Roller Adj. Gap	Dimension	Max. Capacity	Voltage	Power	Net Weight
LC-SM520	520x2200mm	1~40mm	960x2700x1100mm	5.5Kg	220V/380V 50Hz	0.55kW/h	260Kg
LC-SM630	630x2400mm	1~40mm	1100x3100x1100mm	6.5Kg	220V/380V 50Hz	1.10kW/h	290Kg

* With roller & pedal



Dough Sheeter



Model No.: LC-520



Model No.: LC-630

M.S. SPRAYING BODY

Model No.	Belt Size	Roller Adj. Gap	Dimension	Max. Capacity	Voltage	Power
LC-520	520x2200mm	1~40mm	900x2700x1100mm	5.5Kg	220V/380V 50Hz	0.55kW/h
LC-630	630x2400mm	1~40mm	1000x3100x1100mm	6.5Kg	220V/380V 50Hz	1.10kW/h



TABLETOP TYPE

Model No.	Belt Size	Roller Adj. Gap	Dimension	Max. Capacity	Voltage	Power
LC-400BT	400x1600mm	1~35mm	780x1690x590mm	4.0Kg	220V/380V 50Hz	0.4kW/h
LC-520BT	520x2200mm	1~40mm	910x1890x590mm	5.0Kg	220V/380V 50Hz	0.55kW/h

Dough Series

BREAD SLICER



Picture	Model	Description	Voltage	Power	Dimension (L*W*H) (Packaging Size) (Net weight)
	HLM-37	10mm Bread Slicer (360mm bread length)	220V 50/60Hz	0.25kW/h	650x660x760mm (780x710x860) (59KGS) (37 Blades)
	HLM-31	12mm Bread Slicer (360mm bread length)	220V 50/60Hz	0.25kW/h	650x660x760mm (780x710x860) (59KGS) (31 Blades)
	HLM-39L	16mm Bread Slicer (460mm bread length)	220V 50/60Hz	0.25kW/h	750x760x760mm (880x820x960) (85KGS) (39 Blades)



	HLM-31	12mm Bread Slicer (360mm bread length)	220V 50/60Hz	0.25kW/h	650x660x760mm (780x710x860) (59KGS) (31 Blades)
	HLM-39L	16mm Bread Slicer (460mm bread length)	220V 50/60Hz	0.25kW/h	750x760x760mm (880x820x960) (85KGS) (39 Blades)



Dough Series





OTHER BAKERY MACHINES

Picture	Model	Description	Voltage	Power	Dimension (L*W*H) (Net weight)
	HLM-30HA	Semi-Auto Divider & Rounder (30-100g)	220/380V 50Hz	1.5kW/h	550x650x1460mm (300KGS) (30 cuts)
	HLM-36HA	Semi-Auto Divider & Rounder (20-70g)	220V/380V 50Hz	1.5kW/h	550x650x1460mm (300KGS) (36 cuts)
	HLM-26HA	Semi-Auto Divider & Rounder (50-140g)	220V/380V 50Hz	1.5kW/h	550x650x1460mm (300KGS) (26 cuts)
	HLM-20HA	Semi-Auto Divider & Rounder (60-180g)	220V/380V 50Hz	1.5kW/h	550x650x1460mm (300KGS) (20 cuts)
	HLM-30FA	Full-Auto Divider & Rounder (30-100g)	220/380V 50Hz	0.75kW/h	550x720x1350mm (290KGS) (30 cuts)
	HLM-36FA	Full-Auto Divider & Rounder (20-70g)	220V/380V 50Hz	0.75kW/h	550x720x1350mm (290KGS) (36 cuts)
	HLM-26FA	Full-Auto Divider & Rounder (50-140g)	220V/380V 50Hz	0.75kW/h	550x720x1350mm (290KGS) (26 cuts)
	HLM-20FA	Ful-Auto Divider & Rounder (60-180g)	220V/380V 50Hz	0.75kW/h	550x720x1350mm (290KGS) (20 cuts)
	HLM-36	36pcs Dough Divider (Full S.S body)	220/380V 50/60Hz	0.75kW/h	410x520x1240mm (180KGS) (Dough range:30-180g)

Dough Series



OTHER BAKERY MACHINES

Picture	Model	Description	Voltage	Power	Dimension (L*W*H) (Net weight)
	HLM-36BP	Manual Dough Divider (30-140g)		/	520*400*1040mm (160KGS) (36 cuts)
	HLM-H20D	Hydraulic Dough Divider	380V 50Hz	2.2kW/h	660x700x1060mm (400KGS) (Dough range:135-900g) (20 cuts)
	HLM-H30D	Hydraulic Dough Divider	380V 50Hz	2.2kW/h	660x700x1060mm (400KGS) (Dough range:90-800g) (30 cuts)
	MD-380A	Toast Moulder	220/380V 50Hz	1.1kW/h	980x1090x1580mm (220KGS) (Belt wide:380mm)

Dough Series



VOLUMETRIC DIVIDER

Capacity: 2000 pcs Per Hour

Power: 3 KW

Dough Cutting Weight 52-200 gms

Dimension: 700x1370x1600mm

CONICAL ROUNDER

Dough Weight Range 200-1200gms

Power: 0.75 KW

Dimension: 1300x500x1050mm



Candy Floss Machine



Electric Candy Floss Machine

- ⚡ Model: LEC-01
Dimension: 460x460x500mm
Volts: 220-240V/50-60Hz
Power: 0.9KW



Electric Candy Floss Machine

- ⚡ Model : LEC-02
Dimension: 730x730x500mm
Volts: 220-240V/50-60Hz
Power: 0.9KW



Electric/Gas Candy Floss Machine

- ⚡ Model: LEC-03
Dimension: 460x460x501mm
Volts: 220-240V/50-60Hz
Power: 0.9KW

- 🌿 Model: LGC-03
Dimension: 460x460x501mm
Volts: 220-240V/50-60Hz
Power: 1KW/Hour + 0.03KW



Electric/Gas Candy Floss Machine with Cart

- ⚡ Model: LEC-03C
Dimension: 460x700x500mm
Volts: 220-240V/50-60Hz
Power: 0.9KW

- ⚡ Model: LEC-04C
Dimension: 730x730x500mm
Volts: 220-240V/50-60Hz
Power: 0.9KW

- 🌿 Model: LGC-03C
Dimension: 460x700x500mm
Volts: 220-240V/50-60Hz
Power: 1KW/Hour + 0.3KW

- 🌿 Model: LGC-04C
Dimension: 730x730x500mm
Volts: 220-240V/50-60Hz
Power: 1KW/Hour + 0.3KW



Electric Candy Floss Machine

- ⚡ Model: LEC-05
Dimension: 360x360x180mm
Volts: 220-240V/50-60Hz
Power: 0.45KW



Electric/Gas Candy Floss Machine

- ⚡ Model: LEC-04
Dimension: 730x730x500mm
Volts: 220-240V/50-60Hz
Power: 0.9KW

- 🌿 Model: LGC-04
Dimension: 730x730x500mm
Volts: 220-240V/50-60Hz
Power: 1KW/Hour + 0.03KW

Popcorn Machine

- Charming designs and excellent product display make these units a winner.
- Different designs and dimensions are available.
- Ideal for cafes, canteens, outdoor events, restaurants, etc.
- Non-Stick Kettle.
- High efficiency stainless steel heating element.
- Hinge down feature for easy loading popcorn.
- Bottom element ensures that popcorn stays warm.
- Hygienic and easy to clean.



POPCORN MACHINE

- ⚡ Model No: LP-6B
- Dimension: 560x420x760mm
- Volts: 220-240V/50-60Hz
- Power: 1.44KW



GAS POPCORN MACHINE

- 🔥 Model No: LGP-8A
- Dimension: 500x370x680mm
- Volts: 220-240V/50-60Hz
- Power: 0.005KW
- Capacity : 8 Oz



POPCORN MACHINE

- ⚡ Model No: LP-6A
- Dimension: 500x370x680mm
- Volts: 220-240V/50-60Hz
- Power: 1.44KW



POPCORN MACHINE & WARMING SHOWCASE

- ⚡ Model No: LW-P8
 - Dimension: 900x420x740mm
 - Volts: 220-240V/50-60Hz
 - Power: 1.9KW
-
- ⚡ Model No: LW-P12
 - Dimension: 1000x470x790mm
 - Volts: 220-240V/50-60Hz
 - Power: 2.3KW
-
- ⚡ Model No: LW-P16
 - Dimension: 1290x600x1000mm
 - Volts: 220-240V/50-60Hz
 - Power: 3.5KW



POPCORN MACHINE WITH CART

- ⚡ Model No: LP-BC
- Dimension: 940x450x1540mm
- Volts: 220-240V/50-60Hz
- Power: 1.44KW



POPCORN MACHINE WITH S.S. POT

- ⚡ Model No: ET-POP6E-R
- Dimension: 450x375x585mm
- Volts: 220V/50Hz
- Power: 1.175KW
- Output : 1 batch / 3 min.

Fryer

- High efficiency stainless steel heating element, automatic control temperature & timer installation.
- Anti-high temperature oil valve.
- Folded & dismantle basket handle.
- Used gas : LPG, Customized to natural gas (1800-2500pa.)
- Over temperature protection.
- Movable heating element to make cleaning easier.



1-TANK 1-BASKET FRYER

Model: **HEF-81**
Dimension: 285x450x310mm
Capacity - 6L
Volts : 220-240V/50-60Hz
Power: 2.5KW/h
Weight : 4.6kg



2-TANK 2-BASKET FRYER

Model: **HEF-82** (2-Tank 2-Basket)
Dimension: 570x450x310mm
Capacity - 6L + 6L
Volts : 220-240V/50-60Hz
Power: 2.5 + 2.5 KW/h
Weight : 8.6kg

Model: **HEF-83** (1-Tank 2-Basket)
Dimension: 570x450x310mm
Capacity - 12L
Volts : 220-240V/50-60Hz
Power: 2.5 + 2.5 KW/h
Weight : 8.4kg



1-TANK 1-BASKET FRYER

Model: **HEF-6L**
Dimension: 310x410x290mm
Capacity - 6L
Volts : 220-240V/50-60Hz
Power: 2.5KW/h
Weight : 5.6kg



1-TANK 1-BASKET FRYER

Model: **HEF-11L**
Dimension: 370x440x340mm
Capacity - 11L
Volts : 220-240V/50-60Hz
Power: 3.2KW/h
Weight : 11.4kg



1-TANK 1-BASKET FRYER

Model: **HEF-12L**
Dimension: 290x240x410mm
Capacity - 12L
Volts : 220-240V/50-60Hz
Power: 3.25KW/h
Weight : 9.8kg



2-TANK 2-BASKET FRYER

Model: **HEF-12L-2**
Dimension: 580x550x410mm
Capacity - 12 + 12L
Volts : 220-240V/50-60Hz
Power: 2x3.25KW/h
Weight : 17.6kg

Contact Grill & Griddle

SANDWICH GRILL



ELECTRIC CONTACT GRILL

Model: **HEG-811**
Dimension: 304x400x210mm
Volts : 220V/50Hz
Power: 1.8KW/h
Weight : 14kg

Model: **HEG-811E**
Dimension: 425x400x210mm
Volts : 220V/50Hz
Power: 2.2KW/h
Weight : 21kg



ELECTRIC CONTACT GRILL

Model: **HEG-813E**
Dimension: 845x400x210mm
Volts : 220V/50Hz
Power: 4.4KW/h
Weight : 37kg



GRIDDLE

ELECTRIC GRIDDLE

Model: **HEG-818**
Dimension: 550x430x240mm
Volts : 220/240V/50-60Hz
Power: 3.0KW/h
Weight : 25kg



ELECTRIC GRIDDLE

Model: **HEG-820**
Dimension: 730x470x240mm
Volts : 220/240V/50-60Hz
Power: 4.4KW/h
Weight : 34kg



ELECTRIC GRIDDLE

Model: **HEG-822**
Dimension: 730x470x240mm
Volts : 220/240V/50-60Hz
Power: 4.4KW/h
Weight : 32kg

Waffle



HWB-1S



HWB-2S

Model	Dimension	Voltage	Power	Net Weight
HWB-1S	282x380x230mm	220-240V/50-60Hz	1.6kW/h	11.6KG
HWB-2S	570x380x230mm	220-240V/50-60Hz	3.2kW/h	20.5KG



HWB-1



HCB-1



HCB-2

Model	Dimension	Voltage	Power	Net Weight
HWB-1	250x350x260mm	220-240V/50-60Hz	1.0kW/h	5.4KG
HCB-1	282x380x230mm	220-240V/50-60Hz	1.0kW/h	6.4KG
HCB-2	570x380x230mm	220-240V/50-60Hz	2.0kW/h	12.4KG

Pan Cake / Crepe Maker / Induction Cooker

PAN CAKE



HX-34
HX-34R



HX-56
HX-56R

Model	Dimension	Voltage/Gas	Power/Heating	Net Weight
HX-34	270x470x260mm	220V/50Hz	2.0kW/h	14KG
HX-34R	270x470x260mm	LPG	12053BTU/Hour	14KG
HX-56	470x470x260mm	220V/50Hz	4.0kW/h	28KG
HX-56R	470x470x260mm	LPG	26700BTU/Hour	28KG

HCM-1
HCM-1G



HCM-2
HCM-2G

CREPE MAKER

Model	Dimension	Voltage / Gas	Power	Net Weight
HCM-1	450x470x230mm	220V/50Hz	3.0kW/h	23KG
HCM-1G	450x470x230mm	LPG	4.0kW/h	23KG
HCM-2	860x470x230mm	220V/50Hz	6.0kW/h	44KG
HCM-2G	860x470x230mm	LPG	8.0kW/h	44KG



HSC-2203



HSC-2205



H50-HJ013-P5CK



H50-HJ013-P35CK

INDUCTION COOKER

Model	Dimension	Voltage	Power	Net Weight
HSC-2203	520x360x250mm	220-240V/50-60Hz	2.6kW/h	6.5KG
HSC-2205	610x520x250mm	220-240V/50-60Hz	2+2.6kW/h	10KG
H50-HJ013-P5CK	510x400x200mm	220-240V/50-60Hz	5.0kW/h	21KG
H50-HJ013-P35CK	510x400x200mm	220-240V/50-60Hz	5.0kW/h	21KG

Shawarma

- Vertical broiling function, high efficient heating element.
- The process of rotating can be seen at a glance. The machine is made of good quality SS, easy to clean & is in accordance with food hygiene regulations, transparent door & built-in tungsten lamp for the user is designed to ensure even heating the barbecue food.
- Electronic temperature controller is fixed for automatic control of temperature.
- Easy to operate, safe & energy saving.



GAS SHAWARMA

Model: **HGS-R2**
Dimension: 480x630x790mm
Gas : LPG or Natural Gas
Power: 9KW/h
Weight : 27kg

Model: **HGS-R3**
Dimension: 530x630x920mm
Gas : LPG or Natural Gas
Power: 9.9KW/h
Weight : 31kg



GAS SHAWARMA

Model: **HGS-R4**
Dimension: 530x630x1050mm
Gas : LPG or Natural Gas
Power: 14.8KW/h
Weight : 34kg



KEBAB SLICER

Model: **KS-100E**
Size: 280x240x190mm
Blade : Dia. 100mm
Volts : 110~220V/50~60Hz
Power: 80W
Two Blade Changeable



GAS SHAWARMA

Model: **HGS-R5**
Dimension: 530x630x1220mm
Gas : LPG or Natural Gas
Power: 19.7KW/h
Weight : 40kg



GAS SHAWARMA

Model: **HES-E2**
Dimension: 535x610x960mm
Volts : 3N~380V
Power: 9.9KW/h
Weight : 31kg

Commercial Blender



COMMERCIAL BLENDER

Model	Dimensions	Voltage	Power	Speed	Capacity	N/W
CB-767	170x235x530mm	220V/50Hz	1.2KW	23000~26000 R/M	2L	3.7kg
CB-787A	170x235x530mm	220V/50Hz	1.6KW	23000~26000 R/M	2L	3.7kg
CB-787B	170x235x530mm	220V/50Hz	1.6KW	23000~26000 R/M	2L	3.7kg
CB-986	280x275x535mm	220V/50Hz	2.2KW	23000~26000 R/M	2.5L	4.7kg



COMMERCIAL BLENDER

Model	Dimensions	Voltage	Power	Speed	Capacity	N/W
CB-968	280x275x515mm	220V/50Hz	2.5KW	23000~26000 R/M	3.9L	6kg
CB-999Z	200x220x500mm	220V/50Hz	1.8KW	23000~26000 R/M	2.7L	7.3kg
CB-699	200x220x500mm	220V/50Hz	2.2KW	42000 R/M	2L	7.2kg
CB-699D	280x275x515mm	220V/50Hz	2.2KW	42000 R/M	2L	7.2kg

Vegetable Cutter



VC-55MF



VC-60MS



VC-65MS

Model	Dimensions	Voltage	Power	Net Weight
VC-55MF	580x300x545mm	220V/50Hz	3/4HP / 0.55KW	30kg
VC-60MS	650x315x535mm	220V/50Hz	3/4HP / 0.55KW	29kg
VC-65MS	650x325x535mm	220V/50Hz	1HP / 0.75KW	30kg

Juicer



JUICER

Model: **YTZ-001**
 Dimension: 295x195x405mm
 Volts : 220V/50Hz
 Power: 0.7KW/h
 Rotating Speed : 17000-20000 R/M
 Weight : 4kg



AUTO ORANGE JUICER

Model: **2000E-1**
 Dimension: 400x330x780mm
 Volts : 220V/50Hz
 Power: 0.12KW/h
 Size of Orange : 40-80mm (Dia.)
 Output : 20 Oranges per min.
 Production : 40 - 50%
 Weight : 45kg

Fast Food Equipments



JUICE DISPENSER

Model	Dimensions	Voltage	Power	Capacity	Weight
LD-121	480x360x750mm	220V-240V/50Hz	0.18KW	12Lx1	24kg
LD-181	480x360x750mm	220V-240V/50Hz	0.18KW	18Lx1	27kg
LD-122	470x450x700mm	220V-240V/50Hz	0.28KW	12Lx2	28kg
LD-182	510x470x750mm	220V-240V/50Hz	0.28KW	18Lx2	40kg
LD-123	640x450x700mm	220V-240V/50Hz	0.32KW	12Lx3	36kg
LD-183	750x470x750mm	220V-240V/50Hz	0.32KW	18Lx3	54kg



SLUSH MACHINE

Model	Dimensions	Voltage	Power	Capacity	Weight
SM-151	350x620x840mm	220V-240V/50Hz	0.3KW	15Lx1	40kg
SM-152	470x620x840mm	220V-240V/50Hz	0.4KW	15Lx2	55kg
SM-153	620x670x840mm	220V-240V/50Hz	0.5KW	15Lx3	74kg

Food Warmer



HW-60-1



HW-862



HW-2PS

Model	Dimension	Voltage	Power	Net Weight
HW-60-1	660x480x610mm	220-240V/50-60Hz	1.84kW/h	33KG
HW-862	650x455x580mm	220-240V/50-60Hz	1.3kW/h	33KG
HW-2PS	660x480x630mm	220-240V/50-60Hz	0.8kW/h	21KG



HW-2P



HW-580



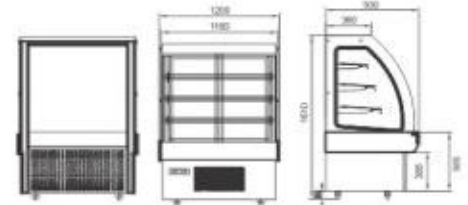
HW-500H

Model	Dimension	Voltage	Power	Net Weight
HW-2P	660x480x650mm	220-240V/50-60Hz	0.8kW/h	21KG
HW-580	640x360x530mm	220-240V/50-60Hz	1.0kW/h	45KG
HW-500H	380x420x760mm	220-240V/50-60Hz	1.2kW/h	24KG

CUSTOMIZED Cake Showcase

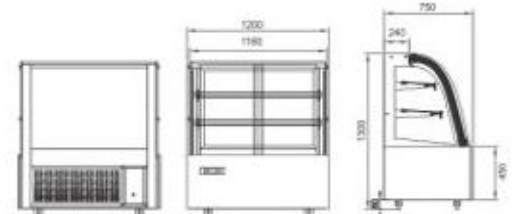
+3°C~ +10°C

FRONT DOOR STYLE CAKE SHOWCASE SERIES



Model	Name	Size (mm)	Shelves	Voltage	Refrigerant
G940AF	1.2 Old euro-style cake showcase	1200x930x1610	3	220V 50HZ	R134A
G950AF	1.5 Old euro-style cake showcase	1500x930x1610	3	220V 50HZ	R134A
G960AF	1.8 Old euro-style cake showcase	1800x930x1610	3	220V 50HZ	R134A
G980AF	2.4 Old euro-style cake showcase	2400x930x1610	3	220V 50HZ	R134A

+3°C~ +10°C



Model	Name	Size (mm)	Shelves	Voltage	Refrigerant
MA740AF	1.2 Single curved glass cake showcase	1200x750x1300	2	220V 50HZ	R134A
MA750AF	1.5 Single curved glass cake showcase	1500x750x1300	2	220V 50HZ	R134A
MA760AF	1.8 Single curved glass cake showcase	1800x750x1300	2	220V 50HZ	R134A
MA780AF	2.4 Single curved glass cake showcase	2400x750x1300	2	220V 50HZ	R134A

CUSTOMIZED Cake Showcase



FOUR SIDES GLASS CAKE SHOWCASE

+4°C ~ +10°C

Model	K650V
Voltage	220/50HZ
Shelves	4
Refrigerant	R134A
Size	650x650x1850

SIX SIDES GLASS CAKE SHOWCASE

+4°C ~ +10°C

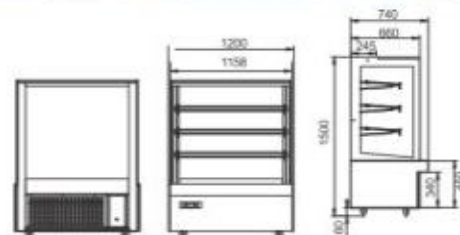
Model	KA650V
Voltage	220/50HZ
Shelves	4
Refrigerant	R134A
Size	980x980x1850



CUSTOMIZED Cake Showcase

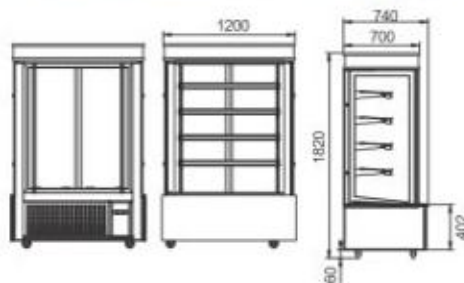


+3°C ~ +10°C



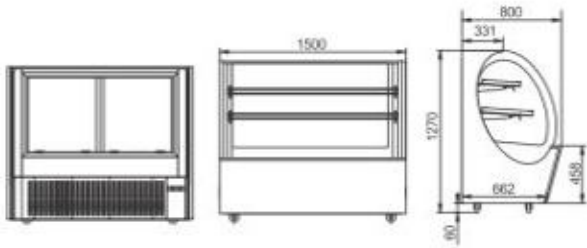
Model	Name	Size (mm)	Shelves	Voltage	Refrigerant
K740V	1.2 Four levels cake showcase	1200x740x1500	3	110V 60HZ 220V 50HZ	R134A
K750V	1.5 Four levels cake showcase	1500x740x1500	3	110V 60HZ 220V 50HZ	R134A
K760V	1.8 Four levels cake showcase	1800x740x1500	3	110V 60HZ 220V 50HZ	R134A
K780V	2.4 Four levels cake showcase	2400x740x1500	3	110V 60HZ 220V 50HZ	R134A

+3°C ~ +10°C



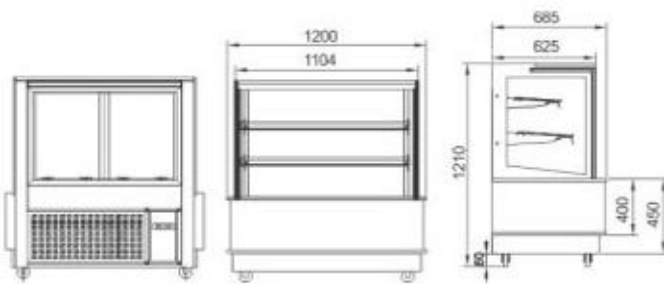
Model	Name	Size (mm)	Shelves	Voltage	Refrigerant
K740V-B	1.2 Upright cake showcase	1200x740x1820	4	110V 60HZ 220V 50HZ	R134A
K750V-B	1.5 Upright cake showcase	1500x740x1820	4	110V 60HZ 220V 50HZ	R134A
K760V-B	1.8 Upright cake showcase	1800x740x1820	4	110V 60HZ 220V 50HZ	R134A

+3°C~ +10°C



Model	Name	Size (mm)	Shelves	Voltage	Refrigerant
QA730A	0.9 Big oval style cake showcase	900x800x1270	2	110V 60HZ 220V 50HZ	R134A
QA740A	1.2 Big oval style cake showcase	1200x800x1270	2	110V 60HZ 220V 50HZ	R134A
QA750A	1.5 Big oval style cake showcase	1500x800x1270	2	110V 60HZ 220V 50HZ	R134A
QA760A	1.8 Big oval style cake showcase	1800x800x1270	2	110V 60HZ 220V 50HZ	R134A

+3°C~ +10°C



Model	Name	Size (mm)	Shelves	Voltage	Refrigerant
ME630V	0.9 New Japanese style cake showcase(45°)	900x685x1210	2	110V 60HZ 220V 50HZ	R134A
ME640V	1.2 New Japanese style cake showcase(45°)	1200x685x1210	2	110V 60HZ 220V 50HZ	R134A
ME650V	1.5 New Japanese style cake showcase(45°)	1500x685x1210	2	110V 60HZ 220V 50HZ	R134A
ME660V	1.8 New Japanese style cake showcase(45°)	1800x685x1210	2	110V 60HZ 220V 50HZ	R134A
ME680V	2.4 New Japanese style cake showcase(45°)	2400x685x1210	2	110V 60HZ 220V 50HZ	R134A

Accessories



Gas Regulator



Temp. Controller



Temp. Controller



Temp. Controller



Temp. Controller



Ignition Needle



Temp. Controller



Overheat Protector



Timer



Temp. Sensor



Ignitor



Ignition Needle



Gas Burner Fan



A/C Contractor



Overheat Protector



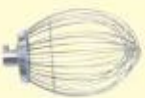
LCDI
(Leakage protective switch)



Fuse



Slate



Mixing Ball



Mixing Whip



Mixing Hook



A/C Contactor
(Schneider)



Ignition Needle



Dough Sheeter
Belt



Burning Pipe



Humidity Sensor



Riello Burner



Olympia Burner



Spring



Electromagnetic
Valve



Bakers' OUTLET

Nothing
brings
PEOPLE
together
— like —
GOOD FOOD



LEMARKZ INDUSTRIES KITCHEN EQUIPMENTS

GENEVA ENTERPRISE PVT. LTD.

Mumbai (Head Office)

Plot No.D-339, T.T.C. (MIDC), Thane - Belapur Road, Turbhe, Navi Mumbai - 400 705

Ahmedabad (Showroom)

Kadia Kui, Next to Hotel Sagar Inn, 4610 Relief Road, Ahmedabad - 380 001 | Gujarat

Customer Care No.: 022-2761 5830 | 31 | Email : info@lemarkzindustries.com

www.lemarkzindustries.com